CARACTERÍSTICAS TÉCNICAS

Pressão	Máxima de 10,5 Kgf/cm^2 (150 psi)
Temperatura	-10ºC a 80ºC (Buna-N)
Fluído	Ar comprimido filtrado e lubrificado
Vazão	4,7m^3/min a 7 kgf/cm^2



MATERIAIS

Corpo	Alumínio
Carretel	Zamak
Êmbolo	Alumínio com Anodização Dura
Vedações	Buna-N

ESPECIFICAÇÕES

CONEXÃO
3/4” BSP

	Nº DE VIAS
3	3
5	5

	ATUADOR
2	PILOTO
3	SOLENÓIDE
4	PEDAL

	RETORNO
1	TRAVA
2	PILOTO
3	SOLENÓIDE
4	DIFERENCIAL

	TENSÃO*
1	012VCC
2	024VCC
3	024VCA
4	110VCA
5	220VCA

	OPCIONAL
L	LED SUPRESSOR
PX	SOLENÓIDE PILOTO EXTERNO
CF	CENTRO FECHADO
CAN	CENTRO ABERTO NEGATIVO
CAP	CENTRO ABERTO POSITIVO

4 ▢ ▢ ▢ - ▢ ▢

* Utilizar referência de tensão somente quando atuador for solenóide.

KIT REPARO

Código para Kits de reparos de válvulas utilizar ***KR*** + Código da Válvula

KR ▢▢▢▢

Duplo Piloto 3 Vias

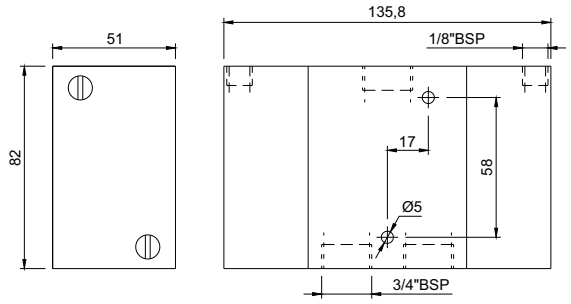

Duplo Piloto 5 Vias

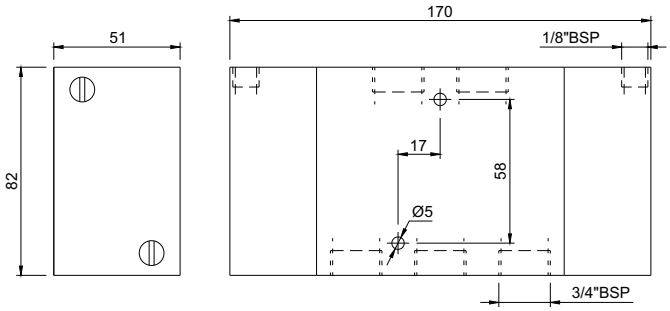

Solenóide Piloto 3 Vias

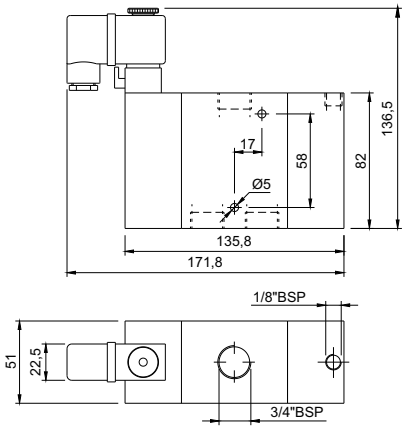

Solenóide Piloto 5 Vias

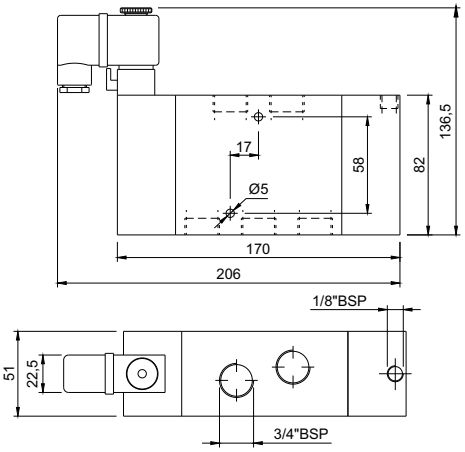

Piloto Diferencial 3 Vias

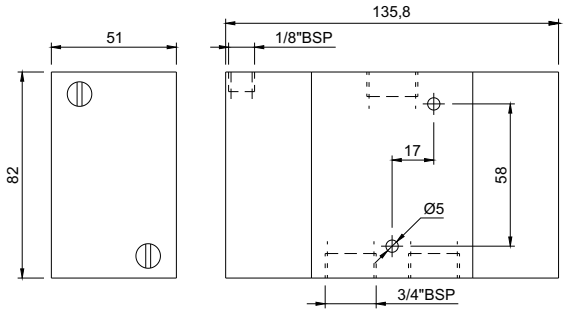

Piloto Diferencial 5 Vias

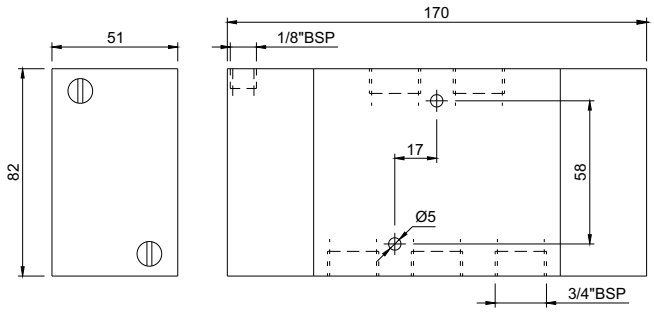

Duplo Solenóide 3 Vias

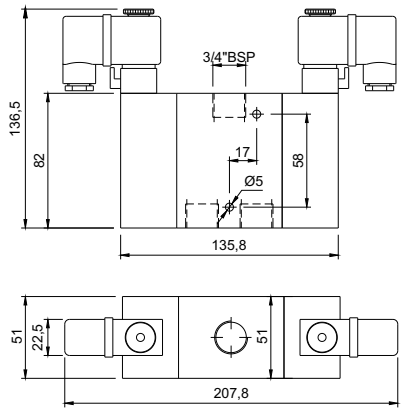

Duplo Solenóide 5 Vias

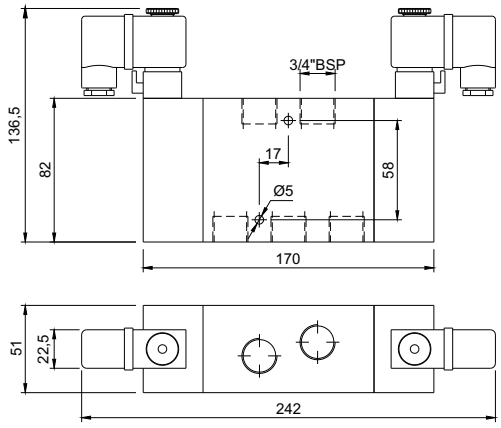

Solenóide Diferencial 3 Vias

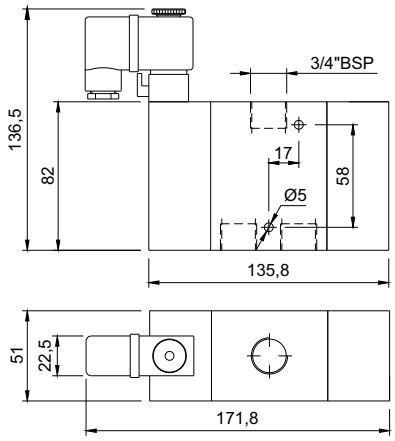

Solenóide Diferencial 5 Vias

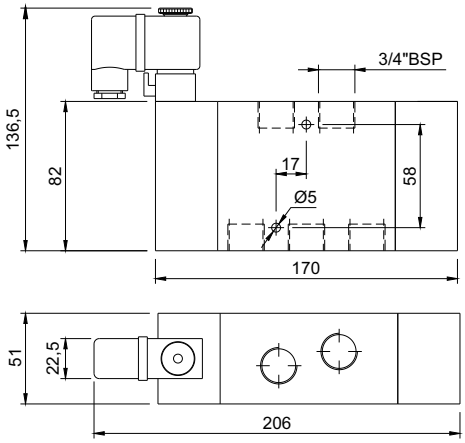

Pedal Trava 3 Vias

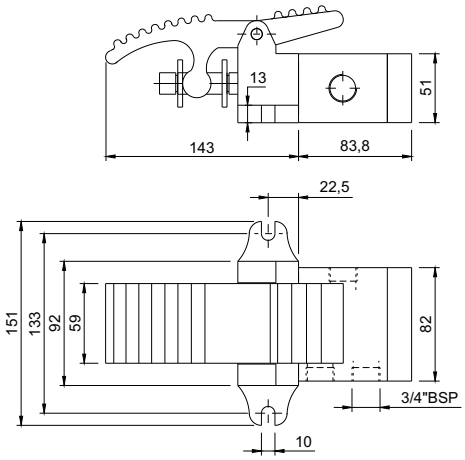

Pedal Trava 5 Vias

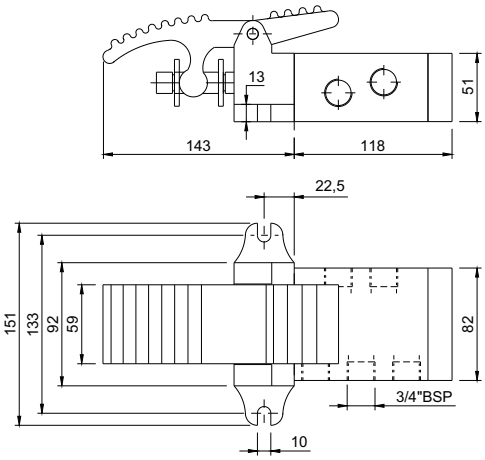

Pedal Diferencial 3 Vias

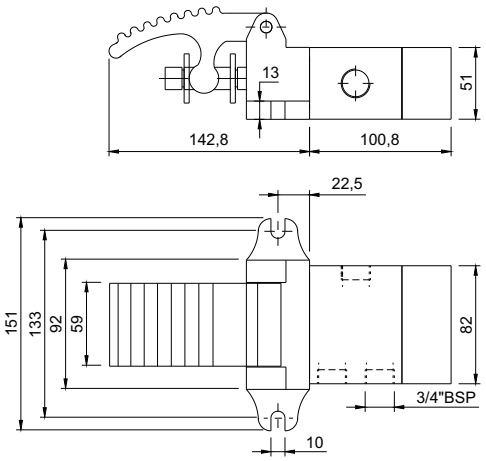

Pedal Diferencial 5 Vias

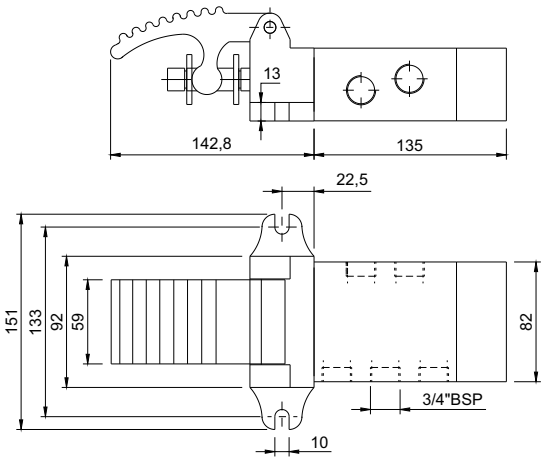

Duplo Piloto 3 Vias - 3 posições

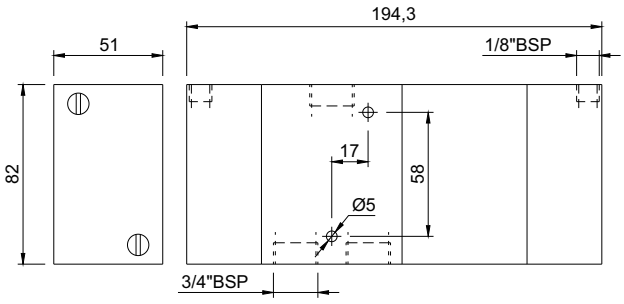

Duplo Piloto 5 Vias - 3 posições

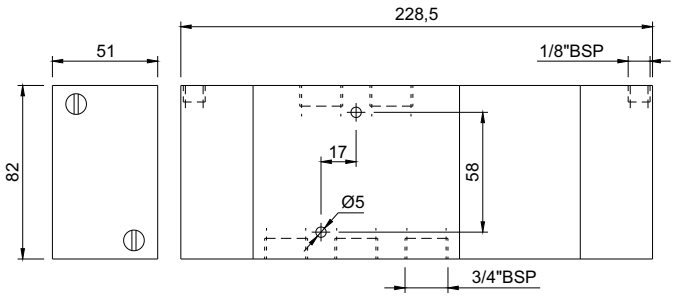

Solenóide Piloto 3 Vias - 3 posições

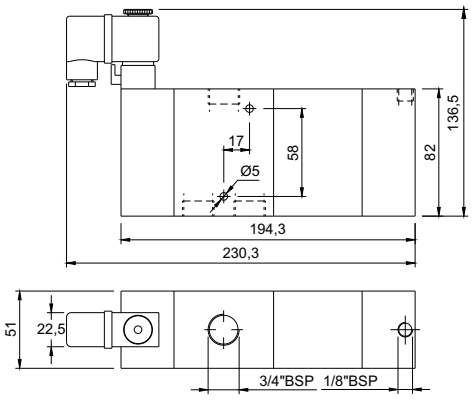

Solenóide Piloto 5 Vias - 3 posições

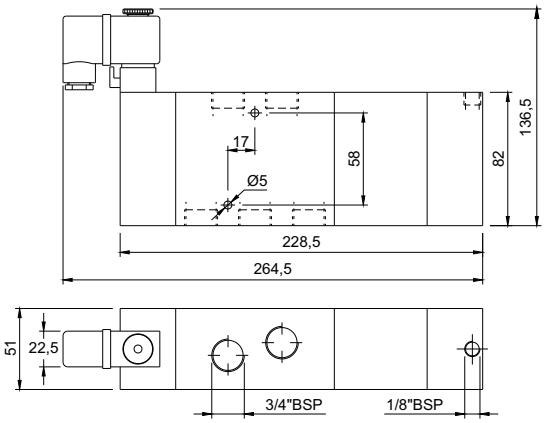

Duplo Solenóide 3 Vias - 3 posições

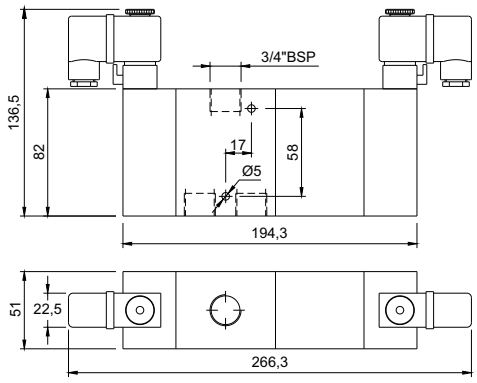

Duplo Solenóide 5 Vias - 3 posições

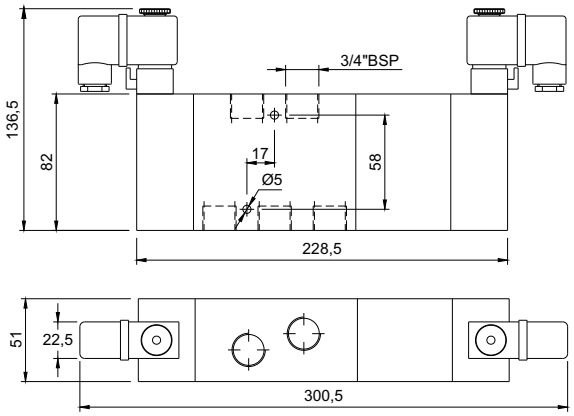

Pedal Piloto 3 Vias - 3 posições

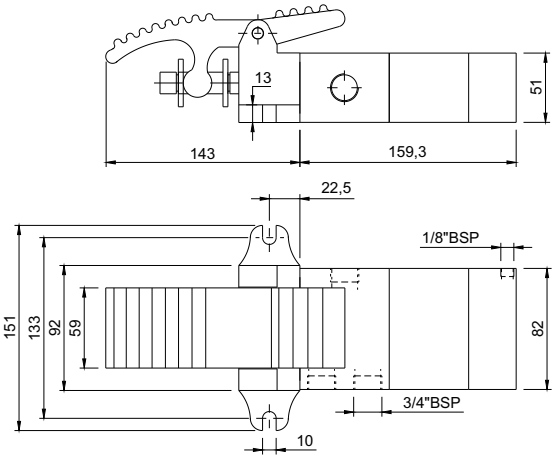
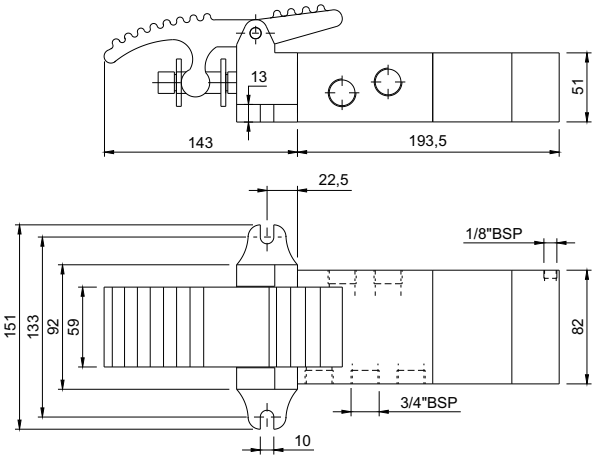
Pedal Piloto 5 Vias - 3 posições